

NON-VERBAL REASONING

CODES

Paper 3

Challenging Level

Read the following instructions carefully:

1. The test has 20 questions in total and you have 10 minutes to complete it.
2. This is a multiple-choice test.
3. Work as carefully and as quickly as you can.
4. Answers should be marked on the answer sheet provided and not on this paper.
5. If you make a mistake, rub it out completely and put in your new answer.

Good Luck!



CODES

Instructions:

The following Shapes correspond to the codes below them. Decide how the code letters go with the Shapes and then find the correct code for the Test Shape.

Example:

						BC	AE	ED	EC	CA
AB	AC	CD	BE		?	A	B	C	D	E

Answer:


























Example	
A	
B	
C	
D	
E	

ED
C

Explanation:

- A - circle
- B - heart
- C - spade
- D - square
- E - star

CODES






1	 BE	 DF	 CE	 CH		 ?	DH A	DE B	BF C	BH D	CF E
2	 KN	 LN	 MO	 KP		 ?	LO A	MP B	KO C	MN D	LP E
3	 RU	 SV	 TU	 SW		 ?	RW A	RV B	TW C	TV D	SU E
4	 XY	 ZA	 YB	 AC		 ?	YC A	AX B	BX C	ZB D	CZ E
5	 DE	 FH	 KD	 EF		 ?	FE A	DK B	HD C	EH D	KH E

CODES






6

						CDH	CFJ	AEH	BEJ	BFH
ADH	BDJ	CEH	AFJ		?	A	B	C	D	E






7

						MNR	MOS	KOR	LNS	LNP
KNS	LNR	MOP	KOP		?	A	B	C	D	E






8

						CDH	CEL	BFL	BEK	ADL
ADK	BFH	AFH	CFL		?	A	B	C	D	E
















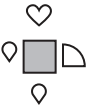









9

						BEJ	BFJ	ADK	CFH	CEJ
AEH	BDH	ADJ	CFK		?	A	B	C	D	E

10

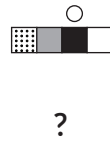
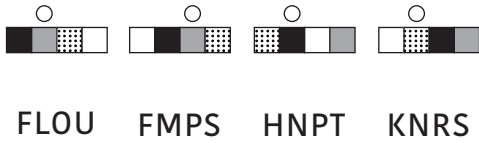
						LOR	MPT	LPS	MOS	NPR
LOR	MPS	NOT	NPR		?	A	B	C	D	E

CODES

11	 ABC	 DEF	 DCK	 EBH		 ?	ACF A	DBF B	HBC C	CKB D	KFA E
12	 NLM	 OLP	 RLM	 NOS		 ?	PRS A	LMS B	RPO C	ONM D	MLP E
13	 UTV	 XYZ	 ZUA	 BYT		 ?	ZTU A	BZX B	VBX C	YUT D	AVY E
14	 CFLO	 DHLP	 DJMO	 EFNR		 ?	CHMR A	DJNP B	EHMP C	CJLP D	EFMO E
15	 CVZU	 DVAT	 EXZT	 EYBU		 ?	CVAS A	CSZT B	DXAU C	DXAS D	EVZU E

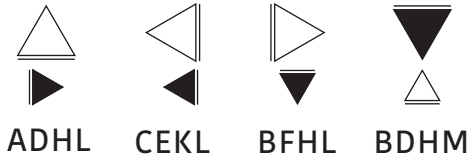
CODES

16



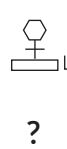
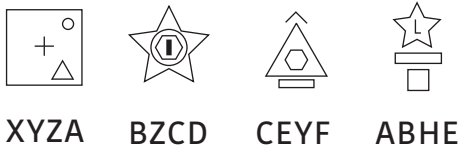
HLRU HNOS KLPT KLPU FNOT
A B C D E

17



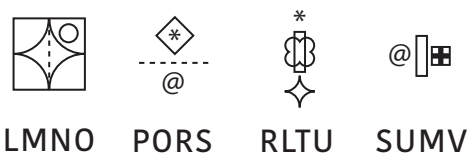
ADKL AEHM BEHM CFKL CDHM
A B C D E

18



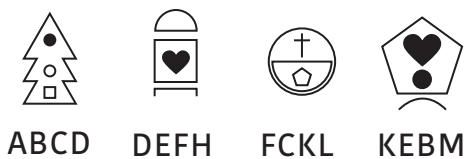
XHCF EBYZ HZBY ZXHD CXEH
A B C D E

19



LNOS TVRU OLN P VT ON PVTO
A B C D E

20



MADK HLEB LMHA CKAD EFLA
A B C D E

NON-VERBAL REASONING

CODES

Paper 3 : Challenging Level

ANSWER SHEET

Pupil's name:	Date of test:
School name:	Date of birth:

Instructions:

Mark your answers like this: A

Example	Q1	Q2	Q3	Q4	Q5	Q6	Q7	Q8	Q9	Q10
A <input style="width: 30px; height: 15px; border: 1px solid black;" type="text"/>	A <input style="width: 30px; height: 15px; border: 1px solid black;" type="text"/>	A <input style="width: 30px; height: 15px; border: 1px solid black;" type="text"/>	A <input style="width: 30px; height: 15px; border: 1px solid black;" type="text"/>	A <input style="width: 30px; height: 15px; border: 1px solid black;" type="text"/>	A <input style="width: 30px; height: 15px; border: 1px solid black;" type="text"/>	A <input style="width: 30px; height: 15px; border: 1px solid black;" type="text"/>	A <input style="width: 30px; height: 15px; border: 1px solid black;" type="text"/>	A <input style="width: 30px; height: 15px; border: 1px solid black;" type="text"/>	A <input style="width: 30px; height: 15px; border: 1px solid black;" type="text"/>	A <input style="width: 30px; height: 15px; border: 1px solid black;" type="text"/>
B <input style="width: 30px; height: 15px; border: 1px solid black;" type="text"/>	B <input style="width: 30px; height: 15px; border: 1px solid black;" type="text"/>	B <input style="width: 30px; height: 15px; border: 1px solid black;" type="text"/>	B <input style="width: 30px; height: 15px; border: 1px solid black;" type="text"/>	B <input style="width: 30px; height: 15px; border: 1px solid black;" type="text"/>	B <input style="width: 30px; height: 15px; border: 1px solid black;" type="text"/>	B <input style="width: 30px; height: 15px; border: 1px solid black;" type="text"/>	B <input style="width: 30px; height: 15px; border: 1px solid black;" type="text"/>	B <input style="width: 30px; height: 15px; border: 1px solid black;" type="text"/>	B <input style="width: 30px; height: 15px; border: 1px solid black;" type="text"/>	B <input style="width: 30px; height: 15px; border: 1px solid black;" type="text"/>
C <input style="width: 30px; height: 15px; border: 1px solid black; border-bottom: 3px double black;" type="text"/>	C <input style="width: 30px; height: 15px; border: 1px solid black;" type="text"/>	C <input style="width: 30px; height: 15px; border: 1px solid black;" type="text"/>	C <input style="width: 30px; height: 15px; border: 1px solid black;" type="text"/>	C <input style="width: 30px; height: 15px; border: 1px solid black;" type="text"/>	C <input style="width: 30px; height: 15px; border: 1px solid black;" type="text"/>	C <input style="width: 30px; height: 15px; border: 1px solid black;" type="text"/>	C <input style="width: 30px; height: 15px; border: 1px solid black;" type="text"/>	C <input style="width: 30px; height: 15px; border: 1px solid black;" type="text"/>	C <input style="width: 30px; height: 15px; border: 1px solid black;" type="text"/>	C <input style="width: 30px; height: 15px; border: 1px solid black;" type="text"/>
D <input style="width: 30px; height: 15px; border: 1px solid black;" type="text"/>	D <input style="width: 30px; height: 15px; border: 1px solid black;" type="text"/>	D <input style="width: 30px; height: 15px; border: 1px solid black;" type="text"/>	D <input style="width: 30px; height: 15px; border: 1px solid black;" type="text"/>	D <input style="width: 30px; height: 15px; border: 1px solid black;" type="text"/>	D <input style="width: 30px; height: 15px; border: 1px solid black;" type="text"/>	D <input style="width: 30px; height: 15px; border: 1px solid black;" type="text"/>	D <input style="width: 30px; height: 15px; border: 1px solid black;" type="text"/>	D <input style="width: 30px; height: 15px; border: 1px solid black;" type="text"/>	D <input style="width: 30px; height: 15px; border: 1px solid black;" type="text"/>	D <input style="width: 30px; height: 15px; border: 1px solid black;" type="text"/>
E <input style="width: 30px; height: 15px; border: 1px solid black;" type="text"/>	E <input style="width: 30px; height: 15px; border: 1px solid black;" type="text"/>	E <input style="width: 30px; height: 15px; border: 1px solid black;" type="text"/>	E <input style="width: 30px; height: 15px; border: 1px solid black;" type="text"/>	E <input style="width: 30px; height: 15px; border: 1px solid black;" type="text"/>	E <input style="width: 30px; height: 15px; border: 1px solid black;" type="text"/>	E <input style="width: 30px; height: 15px; border: 1px solid black;" type="text"/>	E <input style="width: 30px; height: 15px; border: 1px solid black;" type="text"/>	E <input style="width: 30px; height: 15px; border: 1px solid black;" type="text"/>	E <input style="width: 30px; height: 15px; border: 1px solid black;" type="text"/>	E <input style="width: 30px; height: 15px; border: 1px solid black;" type="text"/>

Q11	Q12	Q13	Q14	Q15	Q16	Q17	Q18	Q19	Q20
A <input style="width: 30px; height: 15px; border: 1px solid black;" type="text"/>	A <input style="width: 30px; height: 15px; border: 1px solid black;" type="text"/>	A <input style="width: 30px; height: 15px; border: 1px solid black;" type="text"/>	A <input style="width: 30px; height: 15px; border: 1px solid black;" type="text"/>	A <input style="width: 30px; height: 15px; border: 1px solid black;" type="text"/>	A <input style="width: 30px; height: 15px; border: 1px solid black;" type="text"/>	A <input style="width: 30px; height: 15px; border: 1px solid black;" type="text"/>	A <input style="width: 30px; height: 15px; border: 1px solid black;" type="text"/>	A <input style="width: 30px; height: 15px; border: 1px solid black;" type="text"/>	A <input style="width: 30px; height: 15px; border: 1px solid black;" type="text"/>
B <input style="width: 30px; height: 15px; border: 1px solid black;" type="text"/>	B <input style="width: 30px; height: 15px; border: 1px solid black;" type="text"/>	B <input style="width: 30px; height: 15px; border: 1px solid black;" type="text"/>	B <input style="width: 30px; height: 15px; border: 1px solid black;" type="text"/>	B <input style="width: 30px; height: 15px; border: 1px solid black;" type="text"/>	B <input style="width: 30px; height: 15px; border: 1px solid black;" type="text"/>	B <input style="width: 30px; height: 15px; border: 1px solid black;" type="text"/>	B <input style="width: 30px; height: 15px; border: 1px solid black;" type="text"/>	B <input style="width: 30px; height: 15px; border: 1px solid black;" type="text"/>	B <input style="width: 30px; height: 15px; border: 1px solid black;" type="text"/>
C <input style="width: 30px; height: 15px; border: 1px solid black;" type="text"/>	C <input style="width: 30px; height: 15px; border: 1px solid black;" type="text"/>	C <input style="width: 30px; height: 15px; border: 1px solid black;" type="text"/>	C <input style="width: 30px; height: 15px; border: 1px solid black;" type="text"/>	C <input style="width: 30px; height: 15px; border: 1px solid black;" type="text"/>	C <input style="width: 30px; height: 15px; border: 1px solid black;" type="text"/>	C <input style="width: 30px; height: 15px; border: 1px solid black;" type="text"/>	C <input style="width: 30px; height: 15px; border: 1px solid black;" type="text"/>	C <input style="width: 30px; height: 15px; border: 1px solid black;" type="text"/>	C <input style="width: 30px; height: 15px; border: 1px solid black;" type="text"/>
D <input style="width: 30px; height: 15px; border: 1px solid black;" type="text"/>	D <input style="width: 30px; height: 15px; border: 1px solid black;" type="text"/>	D <input style="width: 30px; height: 15px; border: 1px solid black;" type="text"/>	D <input style="width: 30px; height: 15px; border: 1px solid black;" type="text"/>	D <input style="width: 30px; height: 15px; border: 1px solid black;" type="text"/>	D <input style="width: 30px; height: 15px; border: 1px solid black;" type="text"/>	D <input style="width: 30px; height: 15px; border: 1px solid black;" type="text"/>	D <input style="width: 30px; height: 15px; border: 1px solid black;" type="text"/>	D <input style="width: 30px; height: 15px; border: 1px solid black;" type="text"/>	D <input style="width: 30px; height: 15px; border: 1px solid black;" type="text"/>
E <input style="width: 30px; height: 15px; border: 1px solid black;" type="text"/>	E <input style="width: 30px; height: 15px; border: 1px solid black;" type="text"/>	E <input style="width: 30px; height: 15px; border: 1px solid black;" type="text"/>	E <input style="width: 30px; height: 15px; border: 1px solid black;" type="text"/>	E <input style="width: 30px; height: 15px; border: 1px solid black;" type="text"/>	E <input style="width: 30px; height: 15px; border: 1px solid black;" type="text"/>	E <input style="width: 30px; height: 15px; border: 1px solid black;" type="text"/>	E <input style="width: 30px; height: 15px; border: 1px solid black;" type="text"/>	E <input style="width: 30px; height: 15px; border: 1px solid black;" type="text"/>	E <input style="width: 30px; height: 15px; border: 1px solid black;" type="text"/>

THE END