

NON-VERBAL REASONING

ANALOGIES

Paper 1

Intermediate Level

Read the following instructions carefully:

1. The test has 20 questions in total and you have 10 minutes to complete it.
2. This is a multiple-choice test.
3. Work as carefully and as quickly as you can.
4. Answers should be marked on the answer sheet provided and not on this paper.
5. If you make a mistake, rub it out completely and put in your new answer.

Good Luck!

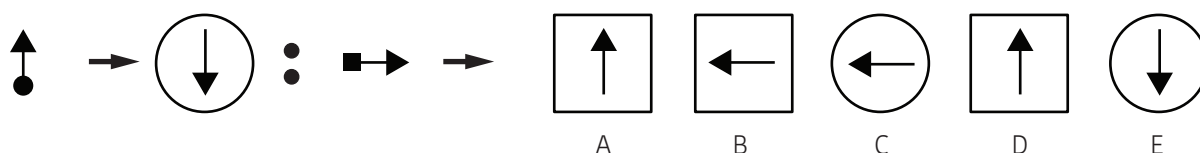


ANALOGIES

Instructions:

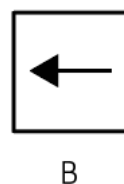
On the left there are two figures connected by an arrow. Now look at the third figure. Which of the five figures that follow is related to the third in a similar way as the first pair.

Example:



Answer:

Example	
A	<input type="checkbox"/>
B	<input checked="" type="checkbox"/>
C	<input type="checkbox"/>
D	<input type="checkbox"/>
E	<input type="checkbox"/>

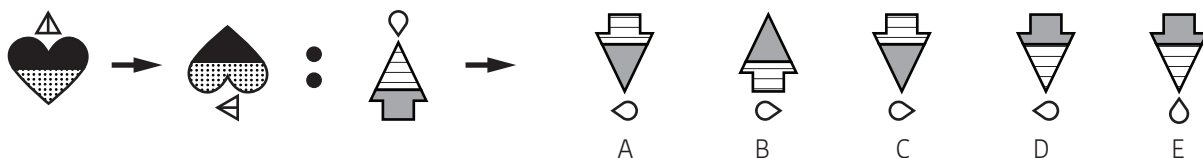


Explanation:

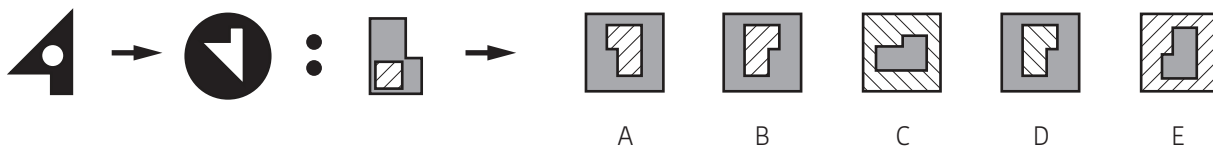
The arrow in the first figure is rotated 180° and the arrow tail becomes the outer shape of the arrow. In the third figure, the arrow should be rotated by 180°. Since its arrow tail is a square, the outer shape in the correct answer must also be a square. Therefore, the answer is option B.

ANALOGIES

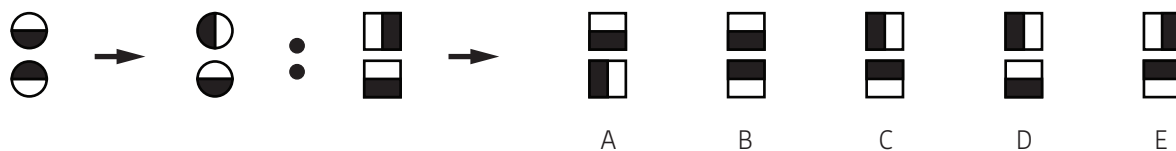
1



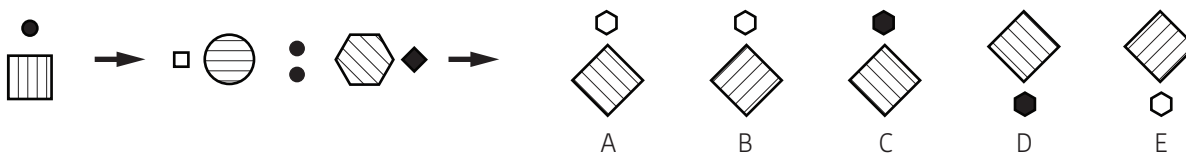
2



3



4



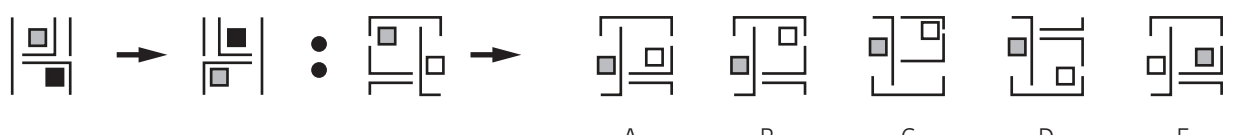
5



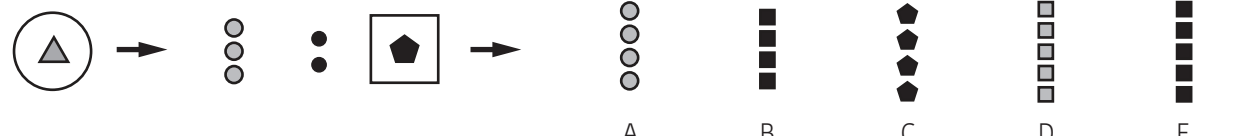
ANALOGIES

6 

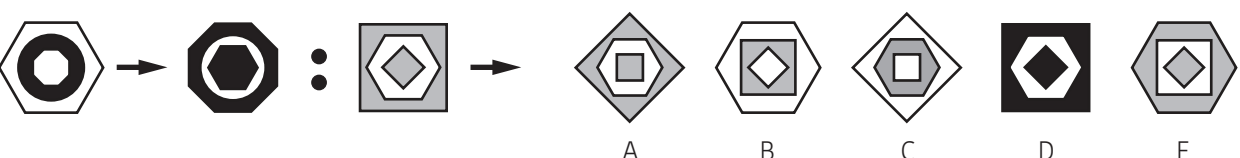
A B C D E

7 

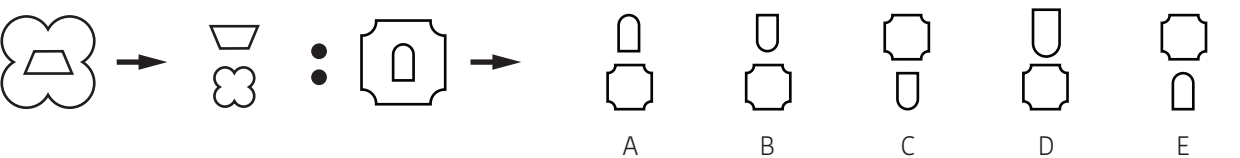
A B C D E

8 

A B C D E

9 

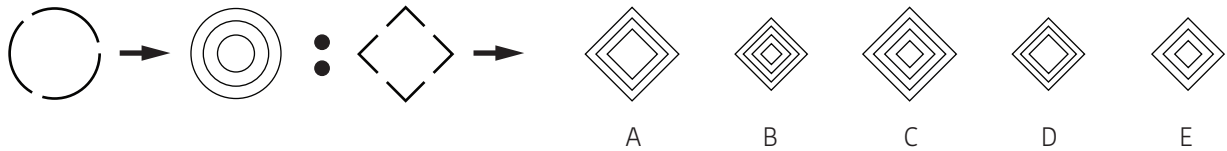
A B C D E

10 

A B C D E

ANALOGIES

11



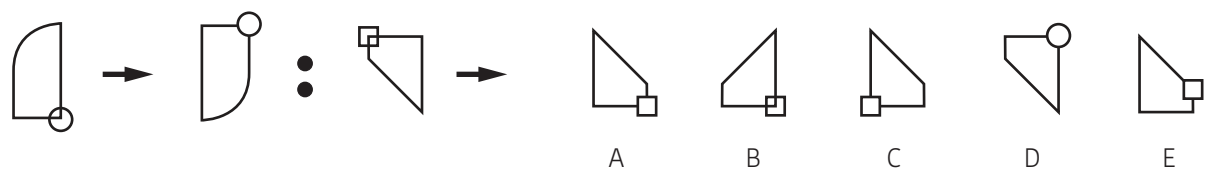
12



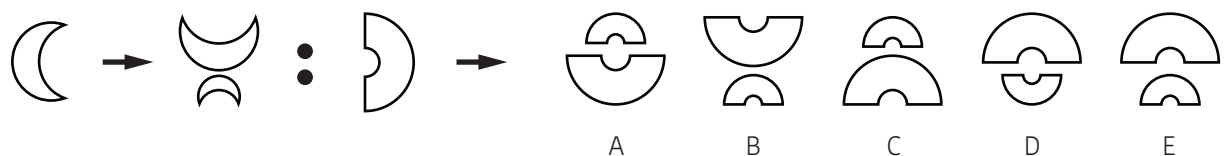
13



14

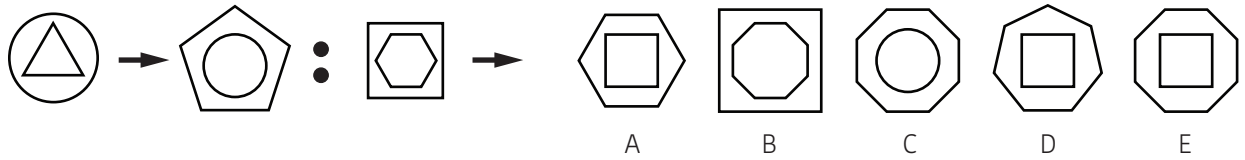


15

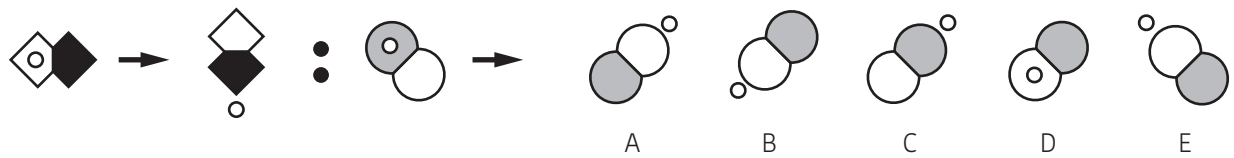


ANALOGIES

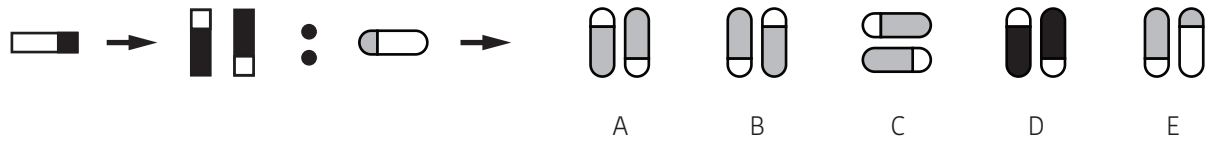
16



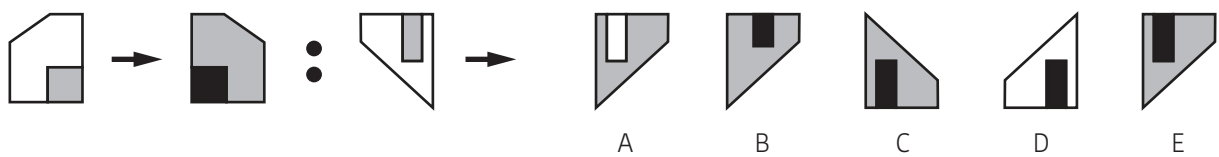
17



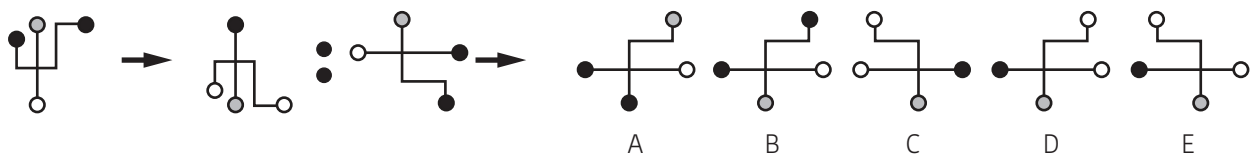
18



19



20



NON-VERBAL REASONING

ANALOGIES

Paper 1 : Intermediate Level

ANSWER SHEET

Pupil's name:	Date of test:
School name:	Date of birth:

Instructions:

Mark your answers like this: A

Example	Q1	Q2	Q3	Q4	Q5	Q6	Q7	Q8	Q9	Q10
A <input style="width: 40px; height: 15px; border: 1px solid black;" type="text"/>	A <input style="width: 40px; height: 15px; border: 1px solid black;" type="text"/>	A <input style="width: 40px; height: 15px; border: 1px solid black;" type="text"/>	A <input style="width: 40px; height: 15px; border: 1px solid black;" type="text"/>	A <input style="width: 40px; height: 15px; border: 1px solid black;" type="text"/>	A <input style="width: 40px; height: 15px; border: 1px solid black;" type="text"/>	A <input style="width: 40px; height: 15px; border: 1px solid black;" type="text"/>	A <input style="width: 40px; height: 15px; border: 1px solid black;" type="text"/>	A <input style="width: 40px; height: 15px; border: 1px solid black;" type="text"/>	A <input style="width: 40px; height: 15px; border: 1px solid black;" type="text"/>	A <input style="width: 40px; height: 15px; border: 1px solid black;" type="text"/>
B <input style="width: 40px; height: 15px; border: 1px solid black; background-color: #cccccc;" type="text"/>	B <input style="width: 40px; height: 15px; border: 1px solid black;" type="text"/>	B <input style="width: 40px; height: 15px; border: 1px solid black;" type="text"/>	B <input style="width: 40px; height: 15px; border: 1px solid black;" type="text"/>	B <input style="width: 40px; height: 15px; border: 1px solid black;" type="text"/>	B <input style="width: 40px; height: 15px; border: 1px solid black;" type="text"/>	B <input style="width: 40px; height: 15px; border: 1px solid black;" type="text"/>	B <input style="width: 40px; height: 15px; border: 1px solid black;" type="text"/>	B <input style="width: 40px; height: 15px; border: 1px solid black;" type="text"/>	B <input style="width: 40px; height: 15px; border: 1px solid black;" type="text"/>	B <input style="width: 40px; height: 15px; border: 1px solid black;" type="text"/>
C <input style="width: 40px; height: 15px; border: 1px solid black;" type="text"/>	C <input style="width: 40px; height: 15px; border: 1px solid black;" type="text"/>	C <input style="width: 40px; height: 15px; border: 1px solid black;" type="text"/>	C <input style="width: 40px; height: 15px; border: 1px solid black;" type="text"/>	C <input style="width: 40px; height: 15px; border: 1px solid black;" type="text"/>	C <input style="width: 40px; height: 15px; border: 1px solid black;" type="text"/>	C <input style="width: 40px; height: 15px; border: 1px solid black;" type="text"/>	C <input style="width: 40px; height: 15px; border: 1px solid black;" type="text"/>	C <input style="width: 40px; height: 15px; border: 1px solid black;" type="text"/>	C <input style="width: 40px; height: 15px; border: 1px solid black;" type="text"/>	C <input style="width: 40px; height: 15px; border: 1px solid black;" type="text"/>
D <input style="width: 40px; height: 15px; border: 1px solid black;" type="text"/>	D <input style="width: 40px; height: 15px; border: 1px solid black;" type="text"/>	D <input style="width: 40px; height: 15px; border: 1px solid black;" type="text"/>	D <input style="width: 40px; height: 15px; border: 1px solid black;" type="text"/>	D <input style="width: 40px; height: 15px; border: 1px solid black;" type="text"/>	D <input style="width: 40px; height: 15px; border: 1px solid black;" type="text"/>	D <input style="width: 40px; height: 15px; border: 1px solid black;" type="text"/>	D <input style="width: 40px; height: 15px; border: 1px solid black;" type="text"/>	D <input style="width: 40px; height: 15px; border: 1px solid black;" type="text"/>	D <input style="width: 40px; height: 15px; border: 1px solid black;" type="text"/>	D <input style="width: 40px; height: 15px; border: 1px solid black;" type="text"/>
E <input style="width: 40px; height: 15px; border: 1px solid black;" type="text"/>	E <input style="width: 40px; height: 15px; border: 1px solid black;" type="text"/>	E <input style="width: 40px; height: 15px; border: 1px solid black;" type="text"/>	E <input style="width: 40px; height: 15px; border: 1px solid black;" type="text"/>	E <input style="width: 40px; height: 15px; border: 1px solid black;" type="text"/>	E <input style="width: 40px; height: 15px; border: 1px solid black;" type="text"/>	E <input style="width: 40px; height: 15px; border: 1px solid black;" type="text"/>	E <input style="width: 40px; height: 15px; border: 1px solid black;" type="text"/>	E <input style="width: 40px; height: 15px; border: 1px solid black;" type="text"/>	E <input style="width: 40px; height: 15px; border: 1px solid black;" type="text"/>	E <input style="width: 40px; height: 15px; border: 1px solid black;" type="text"/>

Q11	Q12	Q13	Q14	Q15	Q16	Q17	Q18	Q19	Q20
A <input style="width: 40px; height: 15px; border: 1px solid black;" type="text"/>	A <input style="width: 40px; height: 15px; border: 1px solid black;" type="text"/>	A <input style="width: 40px; height: 15px; border: 1px solid black;" type="text"/>	A <input style="width: 40px; height: 15px; border: 1px solid black;" type="text"/>	A <input style="width: 40px; height: 15px; border: 1px solid black;" type="text"/>	A <input style="width: 40px; height: 15px; border: 1px solid black;" type="text"/>	A <input style="width: 40px; height: 15px; border: 1px solid black;" type="text"/>	A <input style="width: 40px; height: 15px; border: 1px solid black;" type="text"/>	A <input style="width: 40px; height: 15px; border: 1px solid black;" type="text"/>	A <input style="width: 40px; height: 15px; border: 1px solid black;" type="text"/>
B <input style="width: 40px; height: 15px; border: 1px solid black;" type="text"/>	B <input style="width: 40px; height: 15px; border: 1px solid black;" type="text"/>	B <input style="width: 40px; height: 15px; border: 1px solid black;" type="text"/>	B <input style="width: 40px; height: 15px; border: 1px solid black;" type="text"/>	B <input style="width: 40px; height: 15px; border: 1px solid black;" type="text"/>	B <input style="width: 40px; height: 15px; border: 1px solid black;" type="text"/>	B <input style="width: 40px; height: 15px; border: 1px solid black;" type="text"/>	B <input style="width: 40px; height: 15px; border: 1px solid black;" type="text"/>	B <input style="width: 40px; height: 15px; border: 1px solid black;" type="text"/>	B <input style="width: 40px; height: 15px; border: 1px solid black;" type="text"/>
C <input style="width: 40px; height: 15px; border: 1px solid black;" type="text"/>	C <input style="width: 40px; height: 15px; border: 1px solid black;" type="text"/>	C <input style="width: 40px; height: 15px; border: 1px solid black;" type="text"/>	C <input style="width: 40px; height: 15px; border: 1px solid black;" type="text"/>	C <input style="width: 40px; height: 15px; border: 1px solid black;" type="text"/>	C <input style="width: 40px; height: 15px; border: 1px solid black;" type="text"/>	C <input style="width: 40px; height: 15px; border: 1px solid black;" type="text"/>	C <input style="width: 40px; height: 15px; border: 1px solid black;" type="text"/>	C <input style="width: 40px; height: 15px; border: 1px solid black;" type="text"/>	C <input style="width: 40px; height: 15px; border: 1px solid black;" type="text"/>
D <input style="width: 40px; height: 15px; border: 1px solid black;" type="text"/>	D <input style="width: 40px; height: 15px; border: 1px solid black;" type="text"/>	D <input style="width: 40px; height: 15px; border: 1px solid black;" type="text"/>	D <input style="width: 40px; height: 15px; border: 1px solid black;" type="text"/>	D <input style="width: 40px; height: 15px; border: 1px solid black;" type="text"/>	D <input style="width: 40px; height: 15px; border: 1px solid black;" type="text"/>	D <input style="width: 40px; height: 15px; border: 1px solid black;" type="text"/>	D <input style="width: 40px; height: 15px; border: 1px solid black;" type="text"/>	D <input style="width: 40px; height: 15px; border: 1px solid black;" type="text"/>	D <input style="width: 40px; height: 15px; border: 1px solid black;" type="text"/>
E <input style="width: 40px; height: 15px; border: 1px solid black;" type="text"/>	E <input style="width: 40px; height: 15px; border: 1px solid black;" type="text"/>	E <input style="width: 40px; height: 15px; border: 1px solid black;" type="text"/>	E <input style="width: 40px; height: 15px; border: 1px solid black;" type="text"/>	E <input style="width: 40px; height: 15px; border: 1px solid black;" type="text"/>	E <input style="width: 40px; height: 15px; border: 1px solid black;" type="text"/>	E <input style="width: 40px; height: 15px; border: 1px solid black;" type="text"/>	E <input style="width: 40px; height: 15px; border: 1px solid black;" type="text"/>	E <input style="width: 40px; height: 15px; border: 1px solid black;" type="text"/>	E <input style="width: 40px; height: 15px; border: 1px solid black;" type="text"/>

THE END