

NON-VERBAL REASONING

ROTATIONS & REFLECTIONS

Paper 1

Intermediate Level

Read the following instructions carefully:

1. The test has 20 questions in total and you have 10 minutes to complete it.
2. This is a multiple-choice test.
3. Work as carefully and as quickly as you can.
4. Answers should be marked on the answer sheet provided and not on this paper.
5. If you make a mistake, rub it out completely and put in your new answer.

Good Luck!



SECTION 1 - ROTATIONS

Instructions:

Work out which option would look like the figure on the left if it was rotated.

Example 1:



A



B



C



D



E

Answer:

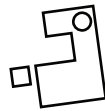
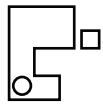
Example	
A	<input type="checkbox"/>
B	<input type="checkbox"/>
C	<input type="checkbox"/>
D	<input checked="" type="checkbox"/>
E	<input type="checkbox"/>



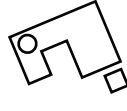
D

ROTATIONS

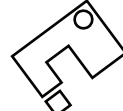
1



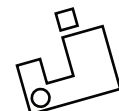
A



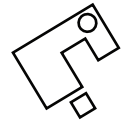
B



C

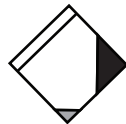


D

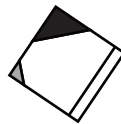


E

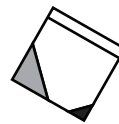
2



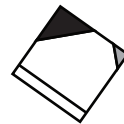
A



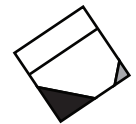
B



C

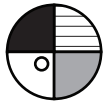


D

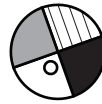


E

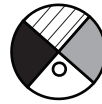
3



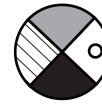
A



B



C

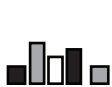


D



E

4



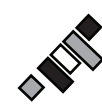
A



B



C

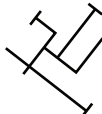
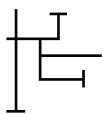


D

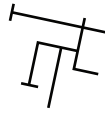


E

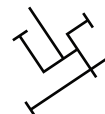
5



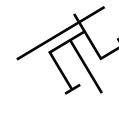
A



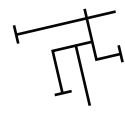
B



C



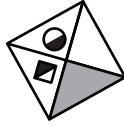
D



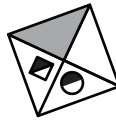
E

ROTATIONS

6



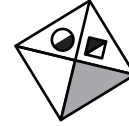
A



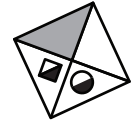
B



C

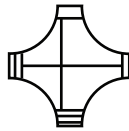
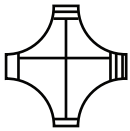


D

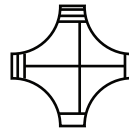


E

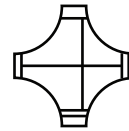
7



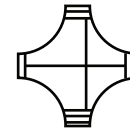
A



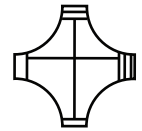
B



C




D



E

8



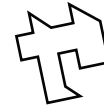
A




B



C

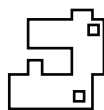
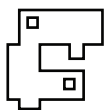


D

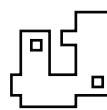


E

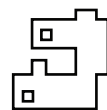
9



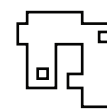
A



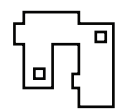
B



C

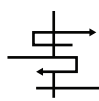
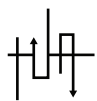


D

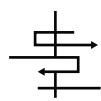


E

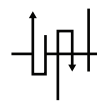
10



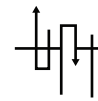
A



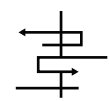
B



C



D



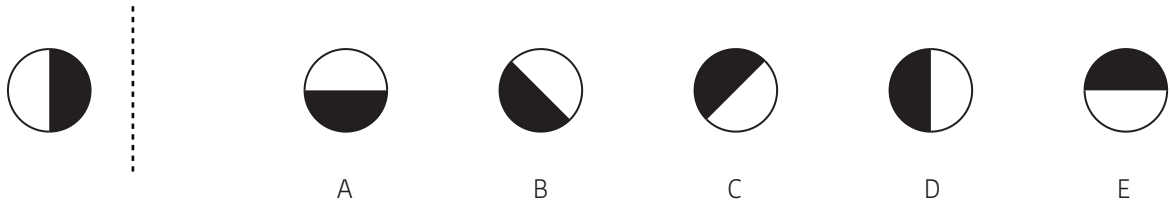
E

SECTION 2 - REFLECTIONS

Instructions:

Work out which option would look like the figure on the left if it was reflected over the broken line.

Example 2:



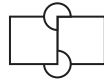
Answer:

Example	
A	<input type="checkbox"/>
B	<input type="checkbox"/>
C	<input type="checkbox"/>
D	<input checked="" type="checkbox"/>
E	<input type="checkbox"/>



REFLECTIONS

11



A



B



C



D



E

12



A



B



C

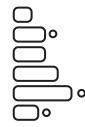
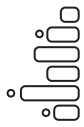


D

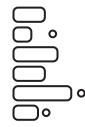


E

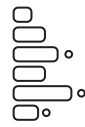
13



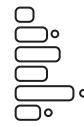
A



B



C



D



E

14



A



B



C



D



E

15



A



B



C



D



E

REFLECTIONS

16



A



B



C



D



E

17



A



B



C

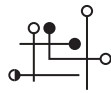
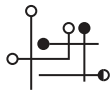


D

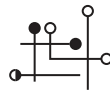


E

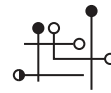
18



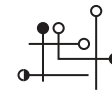
A



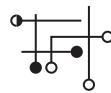
B



C



D



E

19



A



B



C



D



E

20



A



B



C



D



E

NON-VERBAL REASONING

ROTATIONS & REFLECTIONS

Paper 1 : Intermediate Level

ANSWER SHEET

Pupil's name:	Date of test:
School name:	Date of birth:

Instructions:

Mark your answers like this: A

Example 1	Q1	Q2	Q3	Q4	Q5	Q6	Q7	Q8	Q9	Q10
A <input type="checkbox"/>	A <input type="checkbox"/>	A <input type="checkbox"/>	A <input type="checkbox"/>	A <input type="checkbox"/>	A <input type="checkbox"/>	A <input type="checkbox"/>	A <input type="checkbox"/>	A <input type="checkbox"/>	A <input type="checkbox"/>	A <input type="checkbox"/>
B <input type="checkbox"/>	B <input type="checkbox"/>	B <input type="checkbox"/>	B <input type="checkbox"/>	B <input type="checkbox"/>	B <input type="checkbox"/>	B <input type="checkbox"/>	B <input type="checkbox"/>	B <input type="checkbox"/>	B <input type="checkbox"/>	B <input type="checkbox"/>
C <input type="checkbox"/>	C <input type="checkbox"/>	C <input type="checkbox"/>	C <input type="checkbox"/>	C <input type="checkbox"/>	C <input type="checkbox"/>	C <input type="checkbox"/>	C <input type="checkbox"/>	C <input type="checkbox"/>	C <input type="checkbox"/>	C <input type="checkbox"/>
D <input checked="" type="checkbox"/>	D <input type="checkbox"/>	D <input type="checkbox"/>	D <input type="checkbox"/>	D <input type="checkbox"/>	D <input type="checkbox"/>	D <input type="checkbox"/>	D <input type="checkbox"/>	D <input type="checkbox"/>	D <input type="checkbox"/>	D <input type="checkbox"/>
E <input type="checkbox"/>	E <input type="checkbox"/>	E <input type="checkbox"/>	E <input type="checkbox"/>	E <input type="checkbox"/>	E <input type="checkbox"/>	E <input type="checkbox"/>	E <input type="checkbox"/>	E <input type="checkbox"/>	E <input type="checkbox"/>	E <input type="checkbox"/>
Example 2	Q11	Q12	Q13	Q14	Q15	Q16	Q17	Q18	Q19	Q20
A <input type="checkbox"/>	A <input type="checkbox"/>	A <input type="checkbox"/>	A <input type="checkbox"/>	A <input type="checkbox"/>	A <input type="checkbox"/>	A <input type="checkbox"/>	A <input type="checkbox"/>	A <input type="checkbox"/>	A <input type="checkbox"/>	A <input type="checkbox"/>
B <input type="checkbox"/>	B <input type="checkbox"/>	B <input type="checkbox"/>	B <input type="checkbox"/>	B <input type="checkbox"/>	B <input type="checkbox"/>	B <input type="checkbox"/>	B <input type="checkbox"/>	B <input type="checkbox"/>	B <input type="checkbox"/>	B <input type="checkbox"/>
C <input type="checkbox"/>	C <input type="checkbox"/>	C <input type="checkbox"/>	C <input type="checkbox"/>	C <input type="checkbox"/>	C <input type="checkbox"/>	C <input type="checkbox"/>	C <input type="checkbox"/>	C <input type="checkbox"/>	C <input type="checkbox"/>	C <input type="checkbox"/>
D <input checked="" type="checkbox"/>	D <input type="checkbox"/>	D <input type="checkbox"/>	D <input type="checkbox"/>	D <input type="checkbox"/>	D <input type="checkbox"/>	D <input type="checkbox"/>	D <input type="checkbox"/>	D <input type="checkbox"/>	D <input type="checkbox"/>	D <input type="checkbox"/>
E <input type="checkbox"/>	E <input type="checkbox"/>	E <input type="checkbox"/>	E <input type="checkbox"/>	E <input type="checkbox"/>	E <input type="checkbox"/>	E <input type="checkbox"/>	E <input type="checkbox"/>	E <input type="checkbox"/>	E <input type="checkbox"/>	E <input type="checkbox"/>

THE END