

# NON-VERBAL REASONING

## SPATIAL REASONING

Paper 2

Difficult Level

---

Read the following instructions carefully:

1. The test has 20 questions in total and you have 10 minutes to complete it.
2. This is a multiple-choice test.
3. Work as carefully and as quickly as you can.
4. Answers should be marked on the answer sheet provided and not on this paper.
5. If you make a mistake, rub it out completely and put in your new answer.

Good Luck!

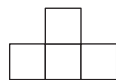
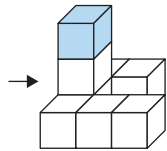


# SECTION 1 - 2D VIEW

## Instructions:

Work out which option is a 2D view from the **left** of the 3D figure shown.

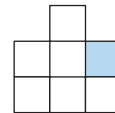
### Example 1:



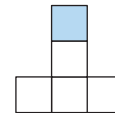
A



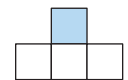
B



C



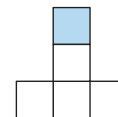
D



E

## Answer:

Example	
A	<input type="checkbox"/>
B	<input type="checkbox"/>
C	<input type="checkbox"/>
D	<input checked="" type="checkbox"/>
E	<input type="checkbox"/>



D

# 2D VIEW

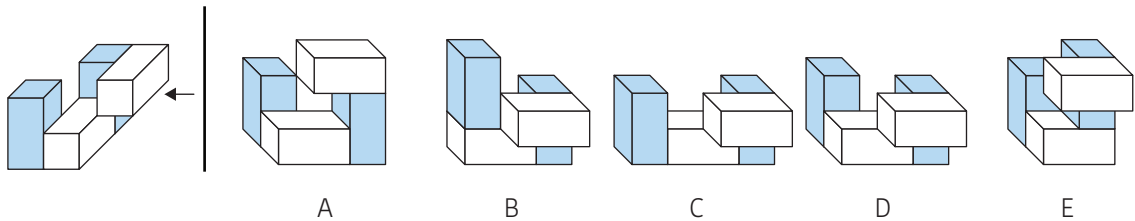
1						
2						
3						
4						
5						

## SECTION 2 - 3D VIEW

### Instructions:

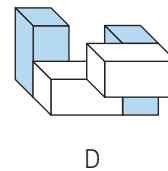
Work out which option is a 3D view from the **right** of the 3D figure shown.

### Example 2:



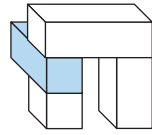
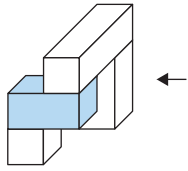
### Answer:

Example	
A	<input type="checkbox"/>
B	<input type="checkbox"/>
C	<input type="checkbox"/>
D	<input checked="" type="checkbox"/>
E	<input type="checkbox"/>

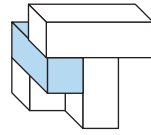


# 3D VIEW

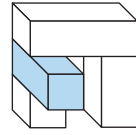
6



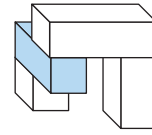
A



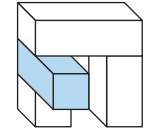
B



C

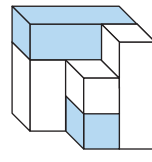
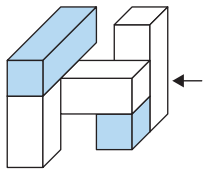


D

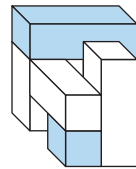


E

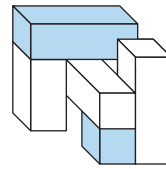
7



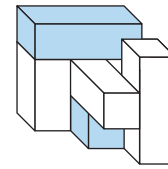
A



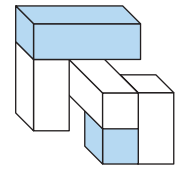
B



C

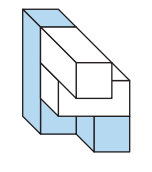
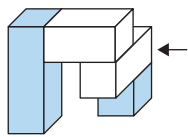


D

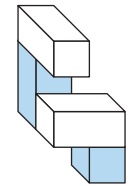


E

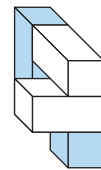
8



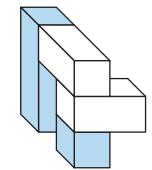
A



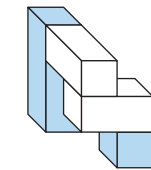
B



C

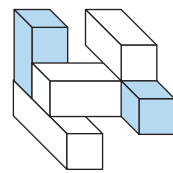
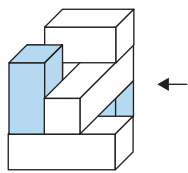


D

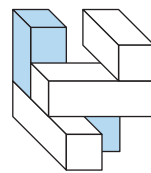


E

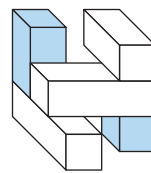
9



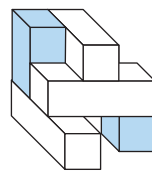
A



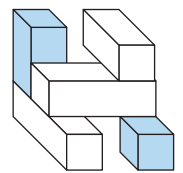
B



C

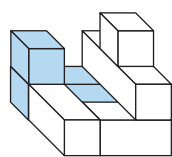
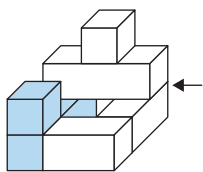


D

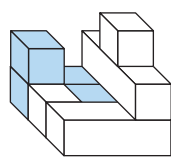


E

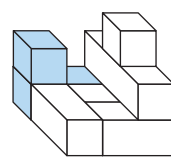
10



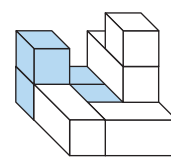
A



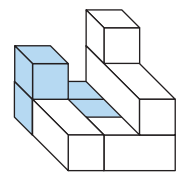
B



C



D



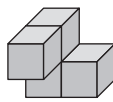
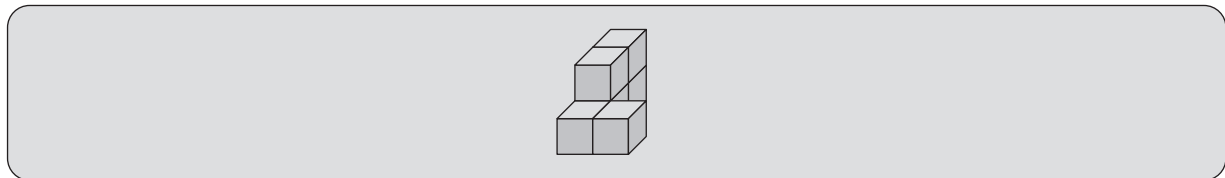
E

# SECTION 3 - MERGING BLOCKS

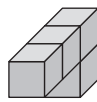
## Instructions:

Without rotating the figure on the left, work out which shape fits onto it to make the 3D shape in the grey box.

### Example 3:



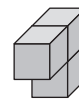
A



B



C



D



E

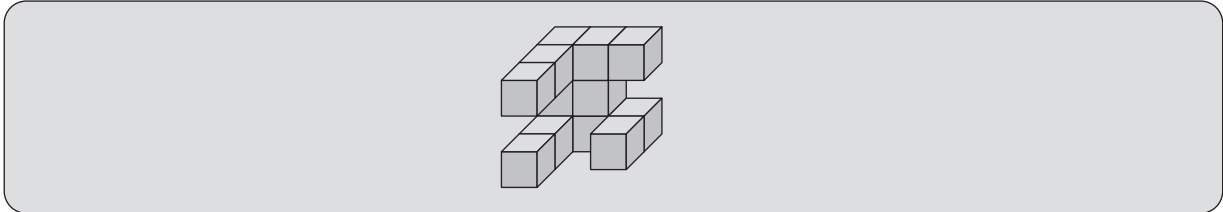
## Answer:

Example	
A	<input type="checkbox"/>
B	<input type="checkbox"/>
C	<input type="checkbox"/>
D	<input checked="" type="checkbox"/>
E	<input type="checkbox"/>

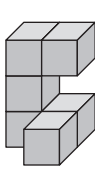
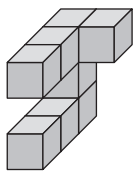


D

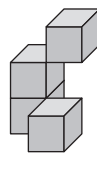
# MERGING BLOCKS



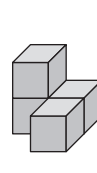
11



A



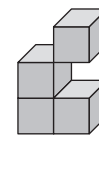
B



C

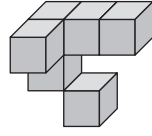
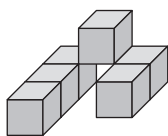


D

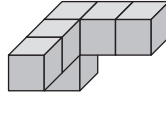


E

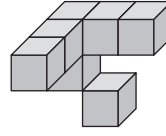
12



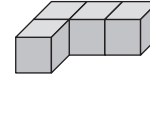
A



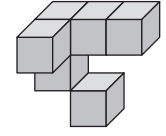
B



C

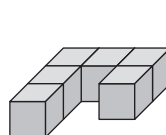
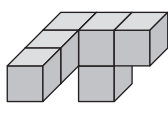


D

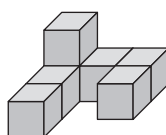


E

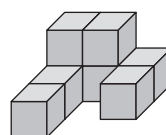
13



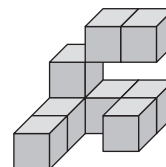
A



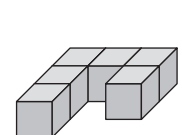
B



C

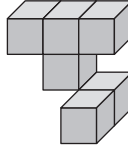
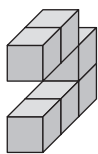


D



E

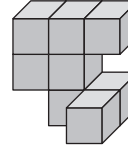
14



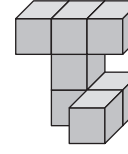
A



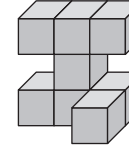
B



C

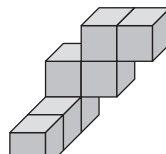
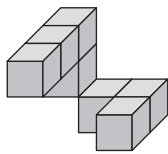


D

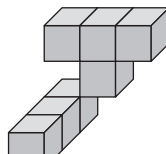


E

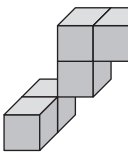
15



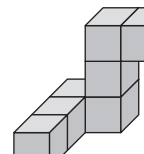
A



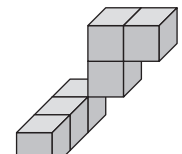
B



C



D



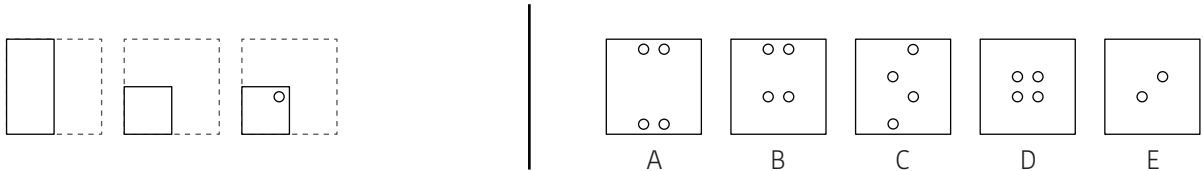
E

# SECTION 4 - PUNCHING HOLES

## Instructions:

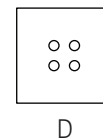
The figures on the left show how a square was folded and then punched.  
 Work out which option shows the square when unfolded.

### Example 4:



## Answer:

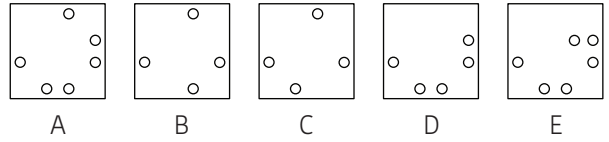
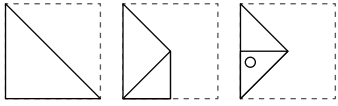
Example	
A	<input type="checkbox"/>
B	<input type="checkbox"/>
C	<input type="checkbox"/>
D	<input checked="" type="checkbox"/>
E	<input type="checkbox"/>



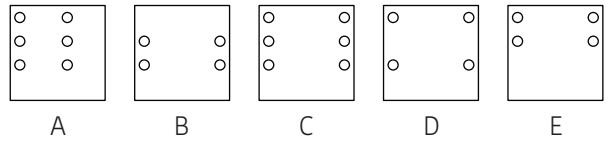
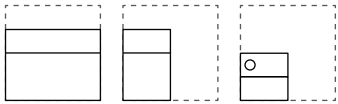


# PUNCHING HOLES

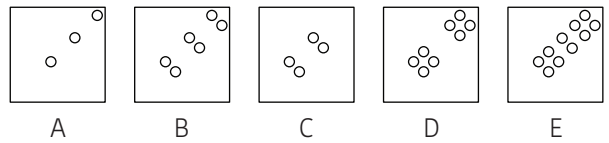
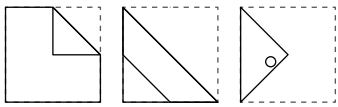
16



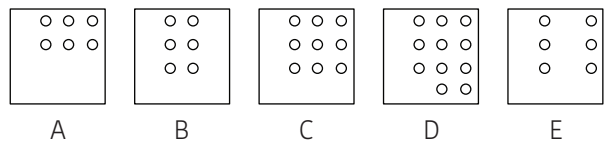
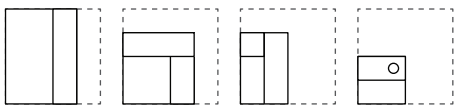
17



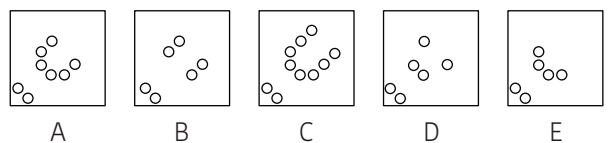
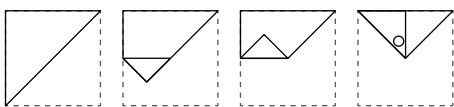
18



19



20



# NON-VERBAL REASONING

## SPATIAL REASONING

### Paper 2 : Difficult Level

## ANSWER SHEET

Pupil's name:	Date of test:
School name:	Date of birth:

### Instructions:

Mark your answers like this: A

Example 1	Q1	Q2	Q3	Q4	Q5
A <input type="checkbox"/>	A <input type="checkbox"/>	A <input type="checkbox"/>	A <input type="checkbox"/>	A <input type="checkbox"/>	A <input type="checkbox"/>
B <input type="checkbox"/>	B <input type="checkbox"/>	B <input type="checkbox"/>	B <input type="checkbox"/>	B <input type="checkbox"/>	B <input type="checkbox"/>
C <input type="checkbox"/>	C <input type="checkbox"/>	C <input type="checkbox"/>	C <input type="checkbox"/>	C <input type="checkbox"/>	C <input type="checkbox"/>
D <input checked="" type="checkbox"/>	D <input type="checkbox"/>	D <input type="checkbox"/>	D <input type="checkbox"/>	D <input type="checkbox"/>	D <input type="checkbox"/>
E <input type="checkbox"/>	E <input type="checkbox"/>	E <input type="checkbox"/>	E <input type="checkbox"/>	E <input type="checkbox"/>	E <input type="checkbox"/>
Example 2	Q6	Q7	Q8	Q9	Q10
A <input type="checkbox"/>	A <input type="checkbox"/>	A <input type="checkbox"/>	A <input type="checkbox"/>	A <input type="checkbox"/>	A <input type="checkbox"/>
B <input type="checkbox"/>	B <input type="checkbox"/>	B <input type="checkbox"/>	B <input type="checkbox"/>	B <input type="checkbox"/>	B <input type="checkbox"/>
C <input type="checkbox"/>	C <input type="checkbox"/>	C <input type="checkbox"/>	C <input type="checkbox"/>	C <input type="checkbox"/>	C <input type="checkbox"/>
D <input checked="" type="checkbox"/>	D <input type="checkbox"/>	D <input type="checkbox"/>	D <input type="checkbox"/>	D <input type="checkbox"/>	D <input type="checkbox"/>
E <input type="checkbox"/>	E <input type="checkbox"/>	E <input type="checkbox"/>	E <input type="checkbox"/>	E <input type="checkbox"/>	E <input type="checkbox"/>
Example 3	Q11	Q12	Q13	Q14	Q15
A <input type="checkbox"/>	A <input type="checkbox"/>	A <input type="checkbox"/>	A <input type="checkbox"/>	A <input type="checkbox"/>	A <input type="checkbox"/>
B <input type="checkbox"/>	B <input type="checkbox"/>	B <input type="checkbox"/>	B <input type="checkbox"/>	B <input type="checkbox"/>	B <input type="checkbox"/>
C <input type="checkbox"/>	C <input type="checkbox"/>	C <input type="checkbox"/>	C <input type="checkbox"/>	C <input type="checkbox"/>	C <input type="checkbox"/>
D <input checked="" type="checkbox"/>	D <input type="checkbox"/>	D <input type="checkbox"/>	D <input type="checkbox"/>	D <input type="checkbox"/>	D <input type="checkbox"/>
E <input type="checkbox"/>	E <input type="checkbox"/>	E <input type="checkbox"/>	E <input type="checkbox"/>	E <input type="checkbox"/>	E <input type="checkbox"/>
Example 4	Q16	Q17	Q18	Q19	Q20
A <input type="checkbox"/>	A <input type="checkbox"/>	A <input type="checkbox"/>	A <input type="checkbox"/>	A <input type="checkbox"/>	A <input type="checkbox"/>
B <input type="checkbox"/>	B <input type="checkbox"/>	B <input type="checkbox"/>	B <input type="checkbox"/>	B <input type="checkbox"/>	B <input type="checkbox"/>
C <input type="checkbox"/>	C <input type="checkbox"/>	C <input type="checkbox"/>	C <input type="checkbox"/>	C <input type="checkbox"/>	C <input type="checkbox"/>
D <input checked="" type="checkbox"/>	D <input type="checkbox"/>	D <input type="checkbox"/>	D <input type="checkbox"/>	D <input type="checkbox"/>	D <input type="checkbox"/>
E <input type="checkbox"/>	E <input type="checkbox"/>	E <input type="checkbox"/>	E <input type="checkbox"/>	E <input type="checkbox"/>	E <input type="checkbox"/>

THE END