

NON-VERBAL REASONING

REFLECTIONS AND ROTATIONS

Paper 2
Difficult Level

Read the following instructions carefully:

1. The test has 15 questions in total and you have 10 minutes to complete it.
2. This is a multiple-choice test.
3. Work as carefully and as quickly as you can.
4. Answers should be marked on the answer sheet provided and not on this paper.
5. If you make a mistake, rub it out completely and put in your new answer.

Good Luck!

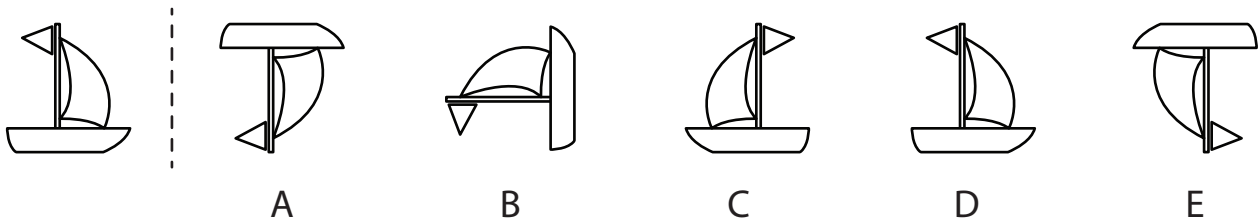


SECTION 1 - REFLECTIONS

Instructions:

Which shape on the right is the reflection of the shape given on the left, in the dotted mirror line.

Example 1:



Answer:

Example 1	
A	<input type="checkbox"/>
B	<input type="checkbox"/>
C	<input checked="" type="checkbox"/>
D	<input type="checkbox"/>
E	<input type="checkbox"/>



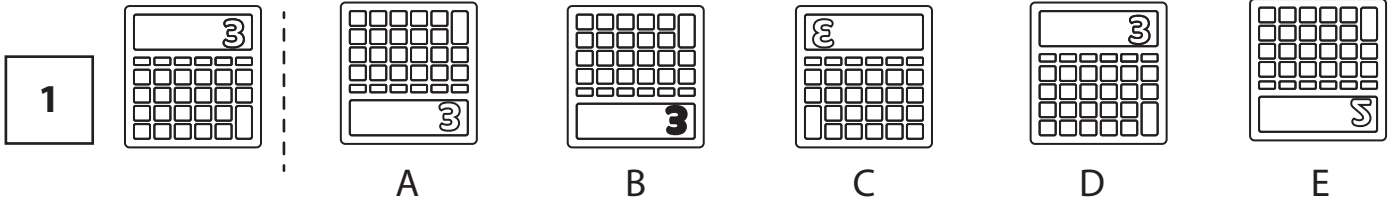


Explanation:

The correct reflection of the boat is shown in figure C, the rest of the options are rotations or horizontal reflections.

Therefore, the correct answer is C.

SECTION 1 - REFLECTIONS



SECTION 2 - ROTATIONS

Instructions:

Which shape on the right is the rotation of the same shape on the left.

Example 2:



Answer:



Example 2	
A	<input type="checkbox"/>
B	<input type="checkbox"/>
C	<input checked="" type="checkbox"/>
D	<input type="checkbox"/>
E	<input type="checkbox"/>










Explanation:






The correct rotation of the dolphin is shown in figure C.



SECTION 2 - ROTATIONS






6  **Rotate** 



A  B  C  D  E 




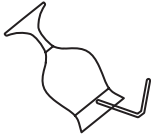

7  **Rotate** 



A  B  C  D  E 






8  **Rotate** 

A  B  C  D  E 



9  **Rotate** 






A  B  C  D  E 



10  **Rotate** 



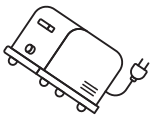


A  B  C  D  E 



SECTION 2 - ROTATIONS




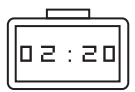

11  **Rotate** 



A  B  C  D  E 






12  **Rotate** 



A  B  C  D  E 

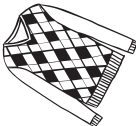
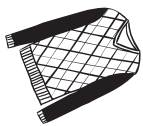
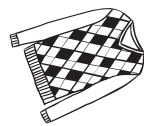
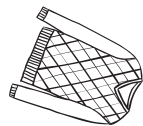

13  **Rotate** 

A  B  C  D  E 

14  **Rotate** 

A  B  C  D  E 

15  **Rotate** 

A  B  C  D  E 

NON-VERBAL REASONING

REFLECTIONS AND ROTATIONS Paper 2 : Difficult Level

ANSWER SHEET

Pupil's name:	Date of test:
School name:	Date of birth:

Instructions:

Mark your answers like this: A

Example 1	Q1	Q2	Q3	Q4	Q5
A <input type="checkbox"/>	A <input type="checkbox"/>	A <input type="checkbox"/>	A <input type="checkbox"/>	A <input type="checkbox"/>	A <input type="checkbox"/>
B <input type="checkbox"/>	B <input type="checkbox"/>	B <input type="checkbox"/>	B <input type="checkbox"/>	B <input type="checkbox"/>	B <input type="checkbox"/>
C <input checked="" type="checkbox"/>	C <input type="checkbox"/>	C <input type="checkbox"/>	C <input type="checkbox"/>	C <input type="checkbox"/>	C <input type="checkbox"/>
D <input type="checkbox"/>	D <input type="checkbox"/>	D <input type="checkbox"/>	D <input type="checkbox"/>	D <input type="checkbox"/>	D <input type="checkbox"/>
E <input type="checkbox"/>	E <input type="checkbox"/>	E <input type="checkbox"/>	E <input type="checkbox"/>	E <input type="checkbox"/>	E <input type="checkbox"/>

Example 2	Q6	Q7	Q8	Q9	Q10	Q11	Q12	Q13	Q14	Q15
A <input type="checkbox"/>	A <input type="checkbox"/>	A <input type="checkbox"/>	A <input type="checkbox"/>	A <input type="checkbox"/>	A <input type="checkbox"/>	A <input type="checkbox"/>	A <input type="checkbox"/>	A <input type="checkbox"/>	A <input type="checkbox"/>	A <input type="checkbox"/>
B <input type="checkbox"/>	B <input type="checkbox"/>	B <input type="checkbox"/>	B <input type="checkbox"/>	B <input type="checkbox"/>	B <input type="checkbox"/>	B <input type="checkbox"/>	B <input type="checkbox"/>	B <input type="checkbox"/>	B <input type="checkbox"/>	B <input type="checkbox"/>
C <input checked="" type="checkbox"/>	C <input type="checkbox"/>	C <input type="checkbox"/>	C <input type="checkbox"/>	C <input type="checkbox"/>	C <input type="checkbox"/>	C <input type="checkbox"/>	C <input type="checkbox"/>	C <input type="checkbox"/>	C <input type="checkbox"/>	C <input type="checkbox"/>
D <input type="checkbox"/>	D <input type="checkbox"/>	D <input type="checkbox"/>	D <input type="checkbox"/>	D <input type="checkbox"/>	D <input type="checkbox"/>	D <input type="checkbox"/>	D <input type="checkbox"/>	D <input type="checkbox"/>	D <input type="checkbox"/>	D <input type="checkbox"/>
E <input type="checkbox"/>	E <input type="checkbox"/>	E <input type="checkbox"/>	E <input type="checkbox"/>	E <input type="checkbox"/>	E <input type="checkbox"/>	E <input type="checkbox"/>	E <input type="checkbox"/>	E <input type="checkbox"/>	E <input type="checkbox"/>	E <input type="checkbox"/>

THE END