

NON-VERBAL REASONING

SIMILARITIES

Paper 1
Easy Level

Read the following instructions carefully:

1. The test has 10 questions in total and you have 8 minutes to complete it.
2. This is a multiple-choice test.
3. Work as carefully and as quickly as you can.
4. Answers should be marked on the answer sheet provided and not on this paper.
5. If you make a mistake, rub it out completely and put in your new answer.

Good Luck!

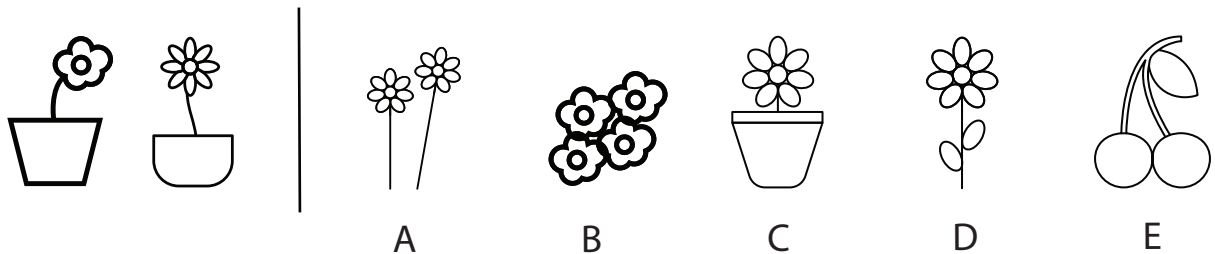


SIMILARITIES

Instructions:

The two figures on the left are alike. Choose which one of the five figures to the right is the most similar to the first two figures.

Example:



Answer:

Example	
A	<input type="checkbox"/>
B	<input type="checkbox"/>
C	<input checked="" type="checkbox"/>
D	<input type="checkbox"/>
E	<input type="checkbox"/>



Explanation:





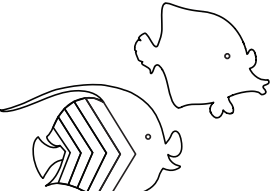


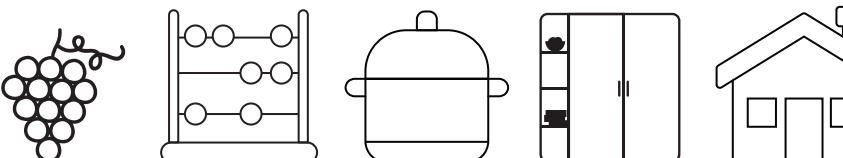


Both figures on the left have a potted flower. In option C, the flower has a pot.

Therefore, C is the most similar option.

SIMILARITIES

1			
			<p>A B C D E</p>
2			
			<p>A B C D E</p>
3			
			<p>A B C D E</p>
4			
			<p>A B C D E</p>
5			
			<p>A B C D E</p>

SIMILARITIES

6		
		<p>A B C D E</p>
7		
		<p>A B C D E</p>
8		
		<p>A B C D E</p>
9		
		<p>A B C D E</p>
10		
		<p>A B C D E</p>

NON-VERBAL REASONING

SIMILARITIES

Paper 1 : Easy Level

ANSWER SHEET

Pupil's name:	Date of test:
School name:	Date of birth:

Instructions:

Mark your answers like this: A

Example	Q1	Q2	Q3	Q4	Q5	Q6	Q7	Q8	Q9	Q10
A <input style="width: 30px; height: 15px; border: 1px solid black;" type="checkbox"/>	A <input style="width: 30px; height: 15px; border: 1px solid black;" type="checkbox"/>	A <input style="width: 30px; height: 15px; border: 1px solid black;" type="checkbox"/>	A <input style="width: 30px; height: 15px; border: 1px solid black;" type="checkbox"/>	A <input style="width: 30px; height: 15px; border: 1px solid black;" type="checkbox"/>	A <input style="width: 30px; height: 15px; border: 1px solid black;" type="checkbox"/>	A <input style="width: 30px; height: 15px; border: 1px solid black;" type="checkbox"/>	A <input style="width: 30px; height: 15px; border: 1px solid black;" type="checkbox"/>	A <input style="width: 30px; height: 15px; border: 1px solid black;" type="checkbox"/>	A <input style="width: 30px; height: 15px; border: 1px solid black;" type="checkbox"/>	A <input style="width: 30px; height: 15px; border: 1px solid black;" type="checkbox"/>
B <input style="width: 30px; height: 15px; border: 1px solid black;" type="checkbox"/>	B <input style="width: 30px; height: 15px; border: 1px solid black;" type="checkbox"/>	B <input style="width: 30px; height: 15px; border: 1px solid black;" type="checkbox"/>	B <input style="width: 30px; height: 15px; border: 1px solid black;" type="checkbox"/>	B <input style="width: 30px; height: 15px; border: 1px solid black;" type="checkbox"/>	B <input style="width: 30px; height: 15px; border: 1px solid black;" type="checkbox"/>	B <input style="width: 30px; height: 15px; border: 1px solid black;" type="checkbox"/>	B <input style="width: 30px; height: 15px; border: 1px solid black;" type="checkbox"/>	B <input style="width: 30px; height: 15px; border: 1px solid black;" type="checkbox"/>	B <input style="width: 30px; height: 15px; border: 1px solid black;" type="checkbox"/>	B <input style="width: 30px; height: 15px; border: 1px solid black;" type="checkbox"/>
C <input checked="" style="width: 30px; height: 15px; border: 1px solid black;" type="checkbox"/>	C <input style="width: 30px; height: 15px; border: 1px solid black;" type="checkbox"/>	C <input style="width: 30px; height: 15px; border: 1px solid black;" type="checkbox"/>	C <input style="width: 30px; height: 15px; border: 1px solid black;" type="checkbox"/>	C <input style="width: 30px; height: 15px; border: 1px solid black;" type="checkbox"/>	C <input style="width: 30px; height: 15px; border: 1px solid black;" type="checkbox"/>	C <input style="width: 30px; height: 15px; border: 1px solid black;" type="checkbox"/>	C <input style="width: 30px; height: 15px; border: 1px solid black;" type="checkbox"/>	C <input style="width: 30px; height: 15px; border: 1px solid black;" type="checkbox"/>	C <input style="width: 30px; height: 15px; border: 1px solid black;" type="checkbox"/>	C <input style="width: 30px; height: 15px; border: 1px solid black;" type="checkbox"/>
D <input style="width: 30px; height: 15px; border: 1px solid black;" type="checkbox"/>	D <input style="width: 30px; height: 15px; border: 1px solid black;" type="checkbox"/>	D <input style="width: 30px; height: 15px; border: 1px solid black;" type="checkbox"/>	D <input style="width: 30px; height: 15px; border: 1px solid black;" type="checkbox"/>	D <input style="width: 30px; height: 15px; border: 1px solid black;" type="checkbox"/>	D <input style="width: 30px; height: 15px; border: 1px solid black;" type="checkbox"/>	D <input style="width: 30px; height: 15px; border: 1px solid black;" type="checkbox"/>	D <input style="width: 30px; height: 15px; border: 1px solid black;" type="checkbox"/>	D <input style="width: 30px; height: 15px; border: 1px solid black;" type="checkbox"/>	D <input style="width: 30px; height: 15px; border: 1px solid black;" type="checkbox"/>	D <input style="width: 30px; height: 15px; border: 1px solid black;" type="checkbox"/>
E <input style="width: 30px; height: 15px; border: 1px solid black;" type="checkbox"/>	E <input style="width: 30px; height: 15px; border: 1px solid black;" type="checkbox"/>	E <input style="width: 30px; height: 15px; border: 1px solid black;" type="checkbox"/>	E <input style="width: 30px; height: 15px; border: 1px solid black;" type="checkbox"/>	E <input style="width: 30px; height: 15px; border: 1px solid black;" type="checkbox"/>	E <input style="width: 30px; height: 15px; border: 1px solid black;" type="checkbox"/>	E <input style="width: 30px; height: 15px; border: 1px solid black;" type="checkbox"/>	E <input style="width: 30px; height: 15px; border: 1px solid black;" type="checkbox"/>	E <input style="width: 30px; height: 15px; border: 1px solid black;" type="checkbox"/>	E <input style="width: 30px; height: 15px; border: 1px solid black;" type="checkbox"/>	E <input style="width: 30px; height: 15px; border: 1px solid black;" type="checkbox"/>

THE END